

## Beginner's Guide: What should I get?



4x4 Plasma Table



Hypertherm 45<sup>®</sup>XP



Laptop Computer



Anti-Rust Solution

## Before starting, STV<sup>®</sup> CNC recommends you source or consider the following:

### Plasma Power Setup

VOLTS: 200-480, AMPS: 50  
Contact Plasma Manufacturer for Electrical Setup.

### Computer/Control Box Power Setup

VOLTS: 110, AMPS: 20

### Plasma Cutting System & Torch

Hypertherm<sup>®</sup> Powermax 45<sup>®</sup>XP or higher.  
Mechanized Torch

### Air Compressor

Minimum: Capable of 6 SCFM at 90 PSI.

### Computer

Computer/Laptop with Windows XP or newer  
Minimum: 4 GB RAM, 250 MB storage, 1 USB port.

### Work Site Flooring

Left Side (OR) Right side Cable Track  
Installation is optional. Plan ahead.

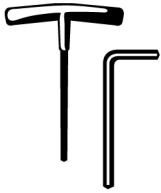
### Metal Supply

Source your nearest Metal Sheet  
Supplier in your area.

### Your Spouse's Approval

Sorry, we don't make the rules, they do.

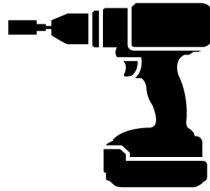
### You will need these Tools for Assembly



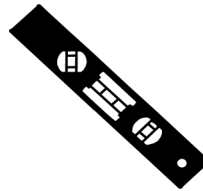
Standard &  
Millimeter  
Allen hex key  
& Wrench set



Hex Socket/  
Wrench Set



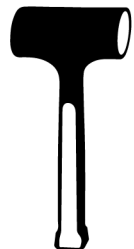
Hex Socket Drill




Level



Pliers




Rubber Mallet



Tape Measure



1/8" inch Tip  
Flat Screwdriver



Utility Safety Gloves



Waterproof  
Silicone/Sealant



Two short wood blocks  
of the same length.

Any additional questions you may have, you are always welcome to speak with our support staff at 1-888-701-7101.